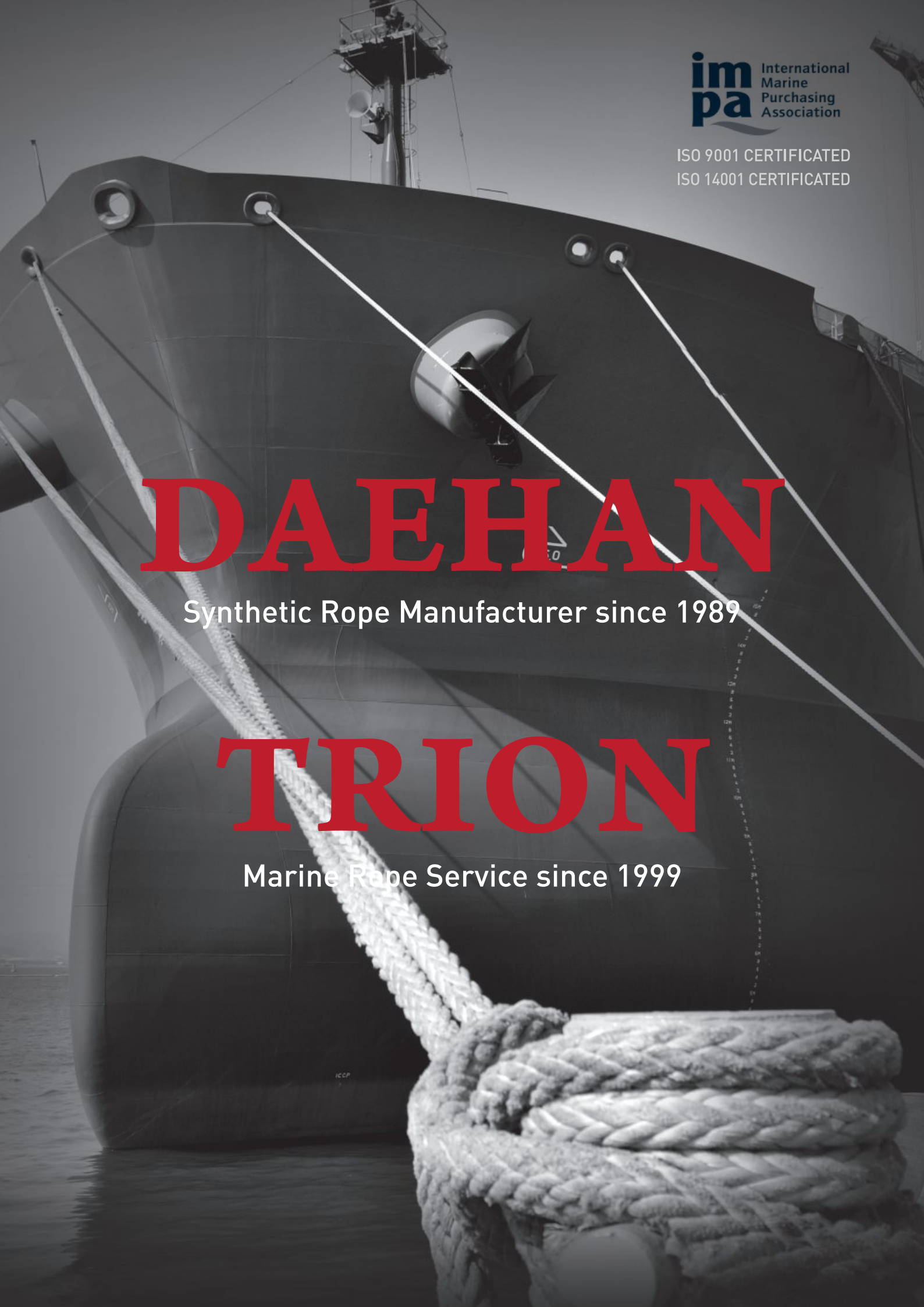
International Marine Purchasing Association
ISO 9001 CERTIFICATED
ISO 14001 CERTIFICATED
DAEHAN
Synthetic Rope Manufacturer since 1989
TRION
Marine Rope Service since 1999

Contents

FIBER ROPE

Techlon® Rope 04
Techlon-Plus® Rope 06
Ultraflex® Rope 08
Megaflex® Rope 10
Polymax® Rope 12
Ultra PP® Rope 13
Mega PP® Rope 14
Mooring Tail 16
Mega Nylon Rope 17
Polyester Double Braided Rope 18
Nylon Double Braided Rope 19
Ultra Winchline® 20
Mega Winchline® 21

WIRE ROPE

Marine wire Rope 22

Rope handling guide 23



DAEHAN ROPE CO., LTD.
Synthetic Rope Manufacturer Since 1989

TRION CO., LTD.
Marine & Lifting Rope Service Since 1999

About **DAEHAN** and **TRION**

DAEHAN has been a leading manufacturer of synthetic fiber ropes to the commercial marine and fishery industry since 1989 with an unbeatable reputation for quality, technical support and product innovation. TRION has been servicing ropes to world renowned fleet and vessels including rope supply, rope inspection, rope break test, rope splicing, rope training and other services that will make the rope application easier, safer and more value added.

We are delighted to announce that DAEHAN rope manufacturer and TRION rope service provider have been tied up together under the same ownership in 2014 and expected to be the number one exporter of rope products from Korea in terms of quality supplier as well as service provider. Our major business aim is to supply quality rope and services into mooring, towing, anchoring and lifting applications in marine, shipping, off-shore, heavy-plant and fishery industries and we know better than anybody else that these industries require extremely high quality assurance to avoid any failure in creating efficiency, securing safety or functioning precisely, which may lead to failure of business in general at customers' end from our past experience.

We hope this catalogue can be a useful aid in selecting and using our products and if you do not find the products or solutions you are looking for in this catalogue, you are always welcomed to contact us, always at disposal with suggestions and guidance in order to find the best suitable product and solution to your purpose or problem.

DAEHAN ROPE Co.Ltd.

Synthetic Rope Manufacturer since 1989

Product Range

- Mooring Hawser
- Mooring Tail
- Winch Line
- Towing Line
- Steel Wire Rope
- Wire Sling

TRION Co. Ltd.

Marine&Lifting Rope Service since 1999

Service Range

- Rope Delivery On Board
- Rope Splicing On Board/Shore
- Rope Break Test
- Rope Inspection
- Rope Installation
- Chafe Protection

Techlon® Rope

Made from UHMWPE(Ultra High Molecular Weight Polyethylene) fiber, Techlon rope® offers highest tensile strength to weight ratio. Techlon has approximately one tenth of the weight of steel wire rope for the same diameter and handling of a rope with breaking strength of several hundred tons is no obstacle for one man.

Features

- Structure & Material : 12-Strand braided rope made of UHMWPE yarns with Polyurethane coating
- Highest tensile strength to weight ratio
- Light weight (1/10 of wire rope), stronger than wire rope
- Excellent resistance to UV (Ultra Violet) and chemicals
- No difference in tensile strength wet or dry
- Specific gravity : 0.97 (Floating)
- Superior wear life
- Kink/Torque free
- Melting point : 150℃
- Elongation at break : 4%
- Workable below -20℃

Application

- Ocean & harbour towage & salvage
- Mooring ropes
- Seismic lines
- Lifting assemblies
- Emergency towing systems
- Buoy and pick up lines
- Wire rope replacement

12 Strand Techlon® vs. Steel Wire Rope

DIAMETER	TECHLON		WIRE ROPE	
MM	MLB (T)	kg/100m	MLB (T)	kg/100m
24	58.0	35.8	37.0	229
32	88.5	57.0	65.7	408
40	127.0	84.0	103.0	637

Techlon® 12 Strand Rope

DIA	CIR	WEIGHT		MBL(UNSPLICED)		LDBF(SPLICED)	
MM	INCH	KGS/100M	LBS/100FT	Ton	kN	Ton	kN
6	3/4	2.3	1.5	4.2	41.2	3.8	37.1
8	1	3.9	2.6	6.7	65.7	6.0	59.1
10	1-1/8	5.9	3.9	10.8	105.9	9.7	95.3
12	1-1/2	9.5	6.3	16.5	161.8	14.9	145.6
14	1-3/4	12.8	8.6	22.0	215.7	19.8	194.2
16	2	16.0	10.7	27.5	269.7	24.8	242.7
18	2-1/4	20.8	13.9	35.0	343.2	31.5	308.9
20	2-1/2	25.5	17.1	41.5	407.0	37.4	366.3
22	2-3/4	30.5	20.5	50.0	490.3	45.0	441.3
24	3	35.8	24.0	58.0	568.8	52.2	511.9
26	3-1/4	41.0	27.5	66.0	647.2	59.4	582.5
28	3-1/2	46.5	31.2	74.0	725.7	66.6	653.1
30	3-3/4	52.0	34.9	81.5	799.2	73.4	719.3
32	4	57.0	38.3	88.5	867.9	79.7	781.1
34	4-1/4	62.5	42.0	96.0	941.4	86.4	847.3
36	4-1/2	68.0	45.6	104.0	1019.9	93.6	917.9
38	4-3/4	74.0	49.7	112.0	1098.4	100.8	988.5
40	5	84.0	56.4	127.0	1245.5	114.3	1120.9
42	5-1/4	93.0	62.4	140.0	1372.9	126.0	1235.6
44	5-1/2	102.0	68.5	152.0	1490.6	136.8	1341.6
46	5-5/8	111.0	74.5	165.0	1618.1	148.5	1456.3
48	6	121.0	81.3	179.0	1755.4	161.1	1579.9
50	6-1/4	131.0	88.0	193.0	1892.7	173.7	1703.4
52	6-1/2	141.0	94.7	206.0	2020.2	185.4	1818.2
56	7	163.0	109.5	236.0	2314.4	212.4	2082.9
60	7-1/2	175.0	117.5	252.0	2471.3	226.8	2224.2
64	8	200.0	134.3	282.0	2765.5	253.8	2488.9
68	8-1/2	226.0	151.8	316.0	3098.9	284.4	2789.0
72	9	254.0	170.6	348.0	3412.7	313.2	3071.5
80	10	313.0	210.3	422.0	4138.4	379.8	3724.6
88	11	379.0	171.6	503.0	4932.8	452.7	4439.5
96	12	451.0	303.0	588.0	5766.3	529.2	5189.7

• The minimum break load should never be considered as a safe
• Manufactured and tested in accordance with ISO standards.

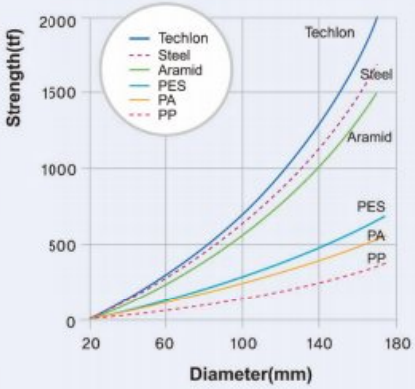

<Diameter : Strength>

Techlon® Plus Rope

Load bearing 12 strand Techlon® rope is covered with high tenacity polyester braided jacket to improve abrasion resistance and endurance. Techlon®-Plus rope is applicable where heat build-up and heavy abrasion is expected.Thanks to the braided cover jacket, Techlon®-Plus rope is non-rotating and kink free.

Features

- Structure & Material :
  - -Core : 12-Strand braided rope made of UHMWPE (Ultra High Molecular Weight Polyethylene) yarns
  - -Jacket : High performance polyester braiding
- Floating type available
- Stronger than wire rope
- Excellent resistance to UV (Ultra Violet) and chemicals
- No difference in tensile strength wet or dry
- Specific gravity : 1.01 - 1.09
- Kink/Torque free
- Melting point : 265℃/150℃
- Elongation at break : 5%

Application

- Ocean & harbour towage & salvage
- Mooring ropes
- Seismic lines
- Lifting assemblies
- Emergency towing systems
- Buoy and pick up lines
- Wire rope replacement

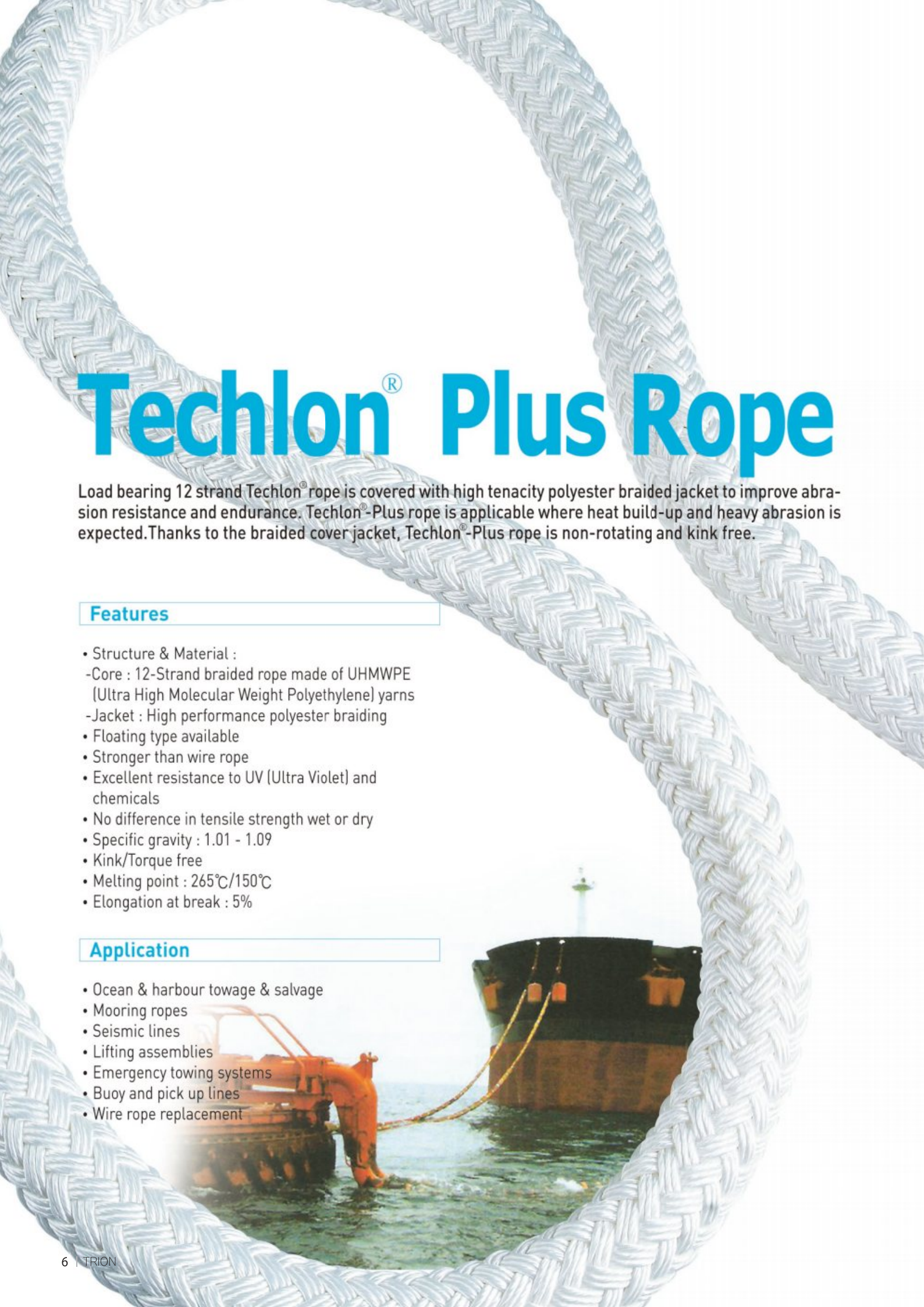

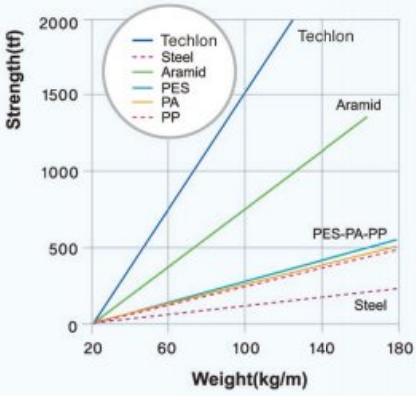

<Weight : Strength>

Techlon® Plus Rope

DIA	CIR	WEIGHT		MBL(UNSPLICED)		LDBF(SPLICED)	
MM	INCH	KGS/100M	LBS/100FT	TON	kN	TON	kN
26	3-1/4	43.5	29.2	54.0	529.6	48.6	476.6
28	3-1/2	50.0	33.6	63.0	617.8	56.7	556.0
30	3-3/4	54.2	36.4	68.0	666.9	61.2	600.2
32	4	64.0	43.0	74.0	725.7	66.6	653.1
34	4-1/4	71.8	48.2	84.0	823.8	75.6	741.4
36	4-1/2	78.9	53.0	93.0	912.0	83.7	820.8
38	4-3/4	86.1	57.8	102.0	1000.3	91.8	900.3
40	5	94.8	63.7	114.0	1118.0	102.6	1006.2
42	5-1/4	104.6	70.2	127.0	1245.5	114.3	1120.9
44	5-1/2	111.0	74.6	135.0	1323.9	121.5	1191.5
48	6	137.0	92.0	165.0	1618.1	148.5	1456.3
52	6-1/2	160.0	107.5	195.0	1912.3	175.5	1721.1
56	7	183.0	123.0	230.0	2255.5	207.0	2030.0
60	7-1/2	205.0	137.8	263.0	2579.2	236.7	2321.2
64	8	236.0	158.6	308.0	3020.5	277.2	2718.4
68	8-1/2	264.0	177.4	345.0	3383.3	310.5	3045.0
72	9	295.0	198.2	380.0	3726.5	342.0	3353.9
76	9-3/8	331.0	222.4	429.0	4207.1	386.1	3786.4
80	10	359.0	241.2	458.0	4491.5	412.2	4042.3
88	11	421.0	282.9	540.0	5295.6	486.0	4766.1
96	12	511.0	343.4	626.0	6139.0	563.4	5525.1
104	13	598.0	401.8	745.0	7306.0	670.5	6575.4
112	14	694.0	466.3	833.0	8169.0	749.7	7352.1
120	15	786.0	528.2	955.0	9365.4	859.5	8428.9

- The minimum break load should never be considered as a safe working load.
- Manufactured and tested in accordance with ISO standards.

Ultraflex® Rope

Features

- Material : High tenacity Ultraflex® yarn & Ultra pp® (Polyolefin, Polyester, and additives.)
- Specific Gravity : 0.98
- Melting point : 165℃ / 260℃
- The highest strength per weight ratio
- Wet and dry strength are equal
- Excellent in chemical resistance and rot/mildew resistance

Application

- Tie-up lines
- Mooring lines and tails
- Towing stretchers
- Single point moorings

Ultraflex® 8 Strand Rope

DIA	CIR	WEIGHT		MBL(UNSPLICED)		LDBF(SPLICED)	
MM	INCH	KGS/220M	LBS/600FT	TON	kN	TON	kN
40	5	184.0	336.4	36.7	359.9	33.0	323.9
44	5.1/2	218.0	398.9	44.0	431.5	39.6	388.3
45	5.5/8	229.0	419.0	46.0	451.1	41.4	406.0
48	6	260.0	475.4	50.5	495.2	45.5	445.7
50	6.1/4	280.0	513.7	54.5	534.5	49.1	481.0
52	6.1/2	299.0	548.0	58.8	576.6	52.9	519.0
55	6.7/8	336.0	614.4	66.0	647.2	59.4	582.5
56	7	348.0	636.6	67.7	663.9	60.9	597.5
60	7.1/2	394.0	721.2	77.5	760.0	69.8	684.0
64	8	446.0	815.9	87.0	853.2	78.3	767.9
65	8.1/8	459.0	840.1	89.7	879.7	80.7	791.7
68	8.1/2	502.0	918.6	98.1	962.0	88.3	865.8
70	8.3/4	531.0	973.0	103.6	1016.0	93.2	914.4
72	9	561.0	1,027.4	109.0	1068.9	98.1	962.0
75	9.3/8	607.0	1,112.0	118.0	1157.2	106.2	1041.5
80	10	688.0	1,259.1	132.0	1294.5	118.8	1165.0
85	10.5/8	776.0	1,420.3	146.0	1431.8	131.4	1288.6
88	11	827.0	1,514.9	157.7	1546.5	141.9	1391.9
90	11.1/4	865.0	1,583.4	163.5	1603.4	147.2	1443.1
95	11.7/*8	964.0	1,764.7	184.5	1809.3	166.1	1628.4
96	12	983.0	1,801.0	191.0	1873.1	171.9	1685.8
100	12.1/2	1,064.0	1,948.1	202.0	1981.0	181.8	1782.9
104	13	1,150.0	2,105.2	218.0	2137.9	196.2	1924.1
105	13.1/8	1,172.0	2,145.5	222.2	2179.0	200.0	1961.1
110	13.3/4	1,285.0	2,353.0	243.3	2386.0	219.0	2147.4
115	14.3/8	1,404.0	2,570.6	265.0	2598.8	238.5	2338.9

- The minimum break load should never be considered as a safe working load.
- Manufactured and tested in accordance with ISO standards.

Ultraflex® 12 Strand Rope

■ Working load - Elongation

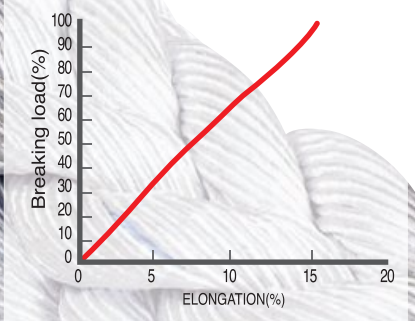



DIA	CIR	WEIGHT		MBL(UNSPLICED)		LDBF(SPLICED)	
MM	INCH	KGS/220M	LBS/600FT	TON	kN	TON	kN
40	5	184.0	336.4	38.5	377.6	34.7	339.8
44	5.1/2	218.0	398.9	46.3	454.1	41.7	408.6
45	5.5/8	229.0	419.0	48.3	473.7	43.5	426.3
48	6	260.0	475.4	53.0	519.8	47.7	467.8
50	6.1/4	280.0	513.7	57.2	560.9	51.5	504.8
52	6.1/2	299.0	548.0	61.8	606.1	55.6	545.4
55	6.7/8	336.0	614.4	69.3	679.6	62.4	611.6
56	7	348.0	636.6	71.1	697.3	64.0	627.5
60	7.1/2	394.0	721.2	81.5	799.2	73.4	719.3
64	8	446.0	815.9	91.6	898.3	82.4	808.5
65	8.1/8	459.0	840.1	94.2	923.8	84.8	831.4
68	8.1/2	502.0	918.6	103.0	1010.1	92.7	909.1
70	8.3/4	531.0	973.0	108.8	1067.0	97.9	960.3
72	9	561.0	1,027.4	114.8	1125.8	103.3	1013.2
75	9.3/8	607.0	1,112.0	123.9	1215.1	111.5	1093.5
80	10	688.0	1,259.1	138.9	1362.2	125.0	1225.9
85	10.5/8	776.0	1,420.3	153.3	1503.4	138.0	1353.0
88	11	827.0	1,514.9	165.7	1625.0	149.1	1462.5
90	11.1/4	865.0	1,583.4	171.7	1683.8	154.5	1515.4
95	11.7/*8	964.0	1,764.7	193.7	1899.6	174.3	1709.6
96	12	983.0	1,801.0	201.5	1976.1	181.4	1778.4
100	12.1/2	1,064.0	1,948.1	212.1	2080.0	190.9	1872.0
104	13	1,150.0	2,105.2	229.4	2249.7	206.5	2024.7
105	13.1/8	1,172.0	2,145.5	233.3	2287.9	210.0	2059.1
110	13.3/4	1,285.0	2,353.0	256.5	2515.4	230.9	2263.9
115	14.3/8	1,404.0	2,570.6	278.6	2732.1	250.7	2458.9

- The minimum break load should never be considered as a safe working load.
- Manufactured and tested in accordance with ISO standards.

Mega flex® Rope

Made from high tenacity Mega PP® and polyester composite fibers, Mega flex® rope is manufactured in accordance with OCIMF guidelines and has equal strength when wet and dry.

Features

- Mixture of high performance polyester and Mega pp®
- Double twisted yarn construction
- Elongation : 18% at break
- Excellent abrasion resistance
- Long durability
- Good resistance to UV, Chemical
- Melting point : 265℃ / 165℃
- Specific gravity : 1.00 ~ 1.05
- Floating type available

Application

- Towing stretchers
- Mooring lines
- Mooring tails
- Single point moorings



Mega flex® 8Strand Rope

DIA	CIR	WEIGHT		MBL(UNSPLICED)		LDBF(SPLICED)	
MM	INCH	KGS/220M	LBS/600FT	TON	kN	Ton	kN
20	2 1/2	51.4	93.7	8.7	85.3	7.8	76.8
24	3	74.0	135.0	12.5	122.6	11.3	110.3
28	3 1/2	101.0	185.0	16.6	162.8	14.9	146.5
32	4	131.0	240.0	21.3	208.9	19.2	188.0
36	4 1/2	163.0	299.0	26.5	259.9	23.9	233.9
40	5	200.2	367.0	32.0	313.8	28.8	282.4
44	5-1/2	239.8	440.0	38.0	372.7	34.2	335.4
48	6	286.0	524.0	44.0	431.5	39.6	388.3
52	6-1/2	327.8	601.0	52.0	509.9	46.8	459.0
56	7	390.5	715.0	59.0	578.6	53.1	520.7
60	7-1/2	440.0	806.0	67.0	657.0	60.3	591.3
64	8	491.7	902.0	76.0	745.3	68.4	670.8
72	9	623.7	1,144.0	95.0	931.6	85.5	838.5
80	10	765.6	1,404.0	115.0	1127.8	103.5	1015.0
88	11	919.6	1,686.0	140.0	1372.9	126.0	1235.6
96	12	1,100.0	2,016.0	166.0	1627.9	149.4	1465.1
104	13	1,289.2	2,362.0	191.0	1873.1	171.9	1685.8
112	14	1,479.5	2,712.0	219.0	2147.7	197.1	1932.9
120	15	1,702.8	3,121.0	252.0	2471.3	226.8	2224.2

- The minimum break load should never be considered as a safe working load.
- Manufactured and tested in accordance with ISO standards.

Mega flex® 12Strand Rope

DIA	CIR	WEIGHT		MBL(UNSPLICED)		LDBF(SPLICED)	
MM	INCH	KGS/220M	LBS/600FT	TON	kN	TON	kN
20	2 1/2	51.4	93.7	9.1	89.2	8.2	80.3
24	3	74.0	135.0	13.1	128.5	11.8	115.6
28	3 1/2	101.0	185.0	17.4	170.6	15.7	153.6
32	4	131.0	240.0	22.3	218.7	20.1	196.8
36	4 1/2	163.0	299.0	27.8	272.6	25.0	245.4
40	5	200.2	367.0	33.6	329.5	30.2	296.6
44	5-1/2	239.8	440.0	40.0	392.3	36.0	353.0
48	6	290.4	531.0	46.2	453.1	41.6	407.8
52	6-1/2	330.0	605.0	54.7	536.4	49.2	482.8
56	7	392.7	720.0	62.0	608.0	55.8	547.2
60	7-1/2	441.1	808.0	70.5	691.4	63.5	622.2
64	8	497.2	911.0	80.1	785.5	72.1	707.0
72	9	623.7	1,144.0	100.1	981.7	90.1	883.5
80	10	765.6	1,404.0	121.1	1187.6	109.0	1068.8
88	11	924.0	1,686.0	147.1	1442.6	132.4	1298.3
96	12	1,100.0	2,016.0	175.2	1718.1	157.7	1546.3
104	13	1,280.4	2,345.0	200.9	1970.2	180.8	1773.1
112	14	1,479.5	2,712.0	230.9	2264.4	207.8	2037.9
120	15	1,703.9	3,122.0	264.9	2597.8	238.4	2338.0

- The minimum break load should never be considered as a safe working load.
- Manufactured and tested in accordance with ISO standards.

■ Working load - Elongation

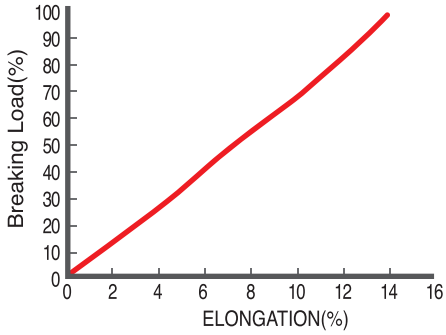

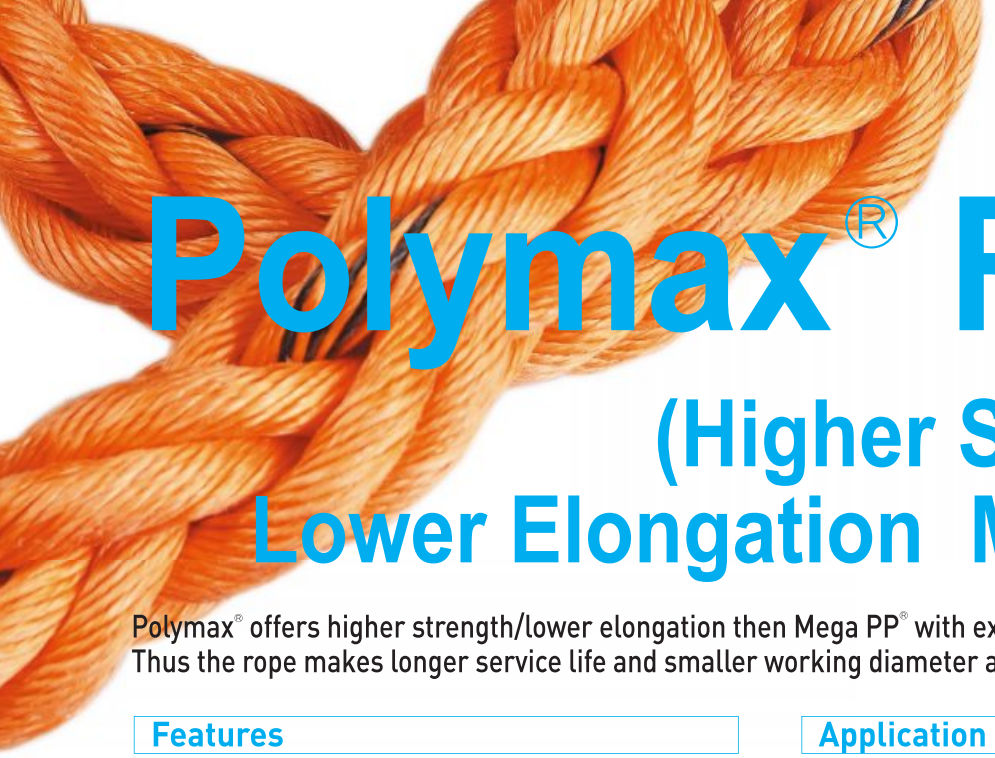

Polymax® Rope

(Higher Strength & Lower Elongation Mega PP®)

Polymax® offers higher strength/lower elongation then Mega PP® with excellent abrasion resistance. Thus the rope makes longer service life and smaller working diameter available.

Features

Higher Strength / Abrasion resistance with Lower Elongation and Float!

- Material: High tenacity polyolefin fiber
- Construction: 8strand(4x2) / 12strand(12x1)
- Specific Gravity: 0.94 (Float)
- Melting Point: 165℃
- Water absorption: None
- Ultra-Violet Resistance: Good
- Abrasion Resistance: Good

Application

- Mooring lines
- Towing lines
- Anchor lines
- Fishing Line

Polymax® 8/12Strand Rope

DIA	CIR	WEIGHT		MBL(UNSPLICED)		LDBF(SPLICED)	
MM	INCH	KGS/220M	LBS/600FT	TON	kN	TON	kN
24	3	63.4	116.4	13.0	127.5	11.7	114.7
28	3-1/2	86.7	159.0	17.0	166.7	15.3	150.0
32	4	112.4	205.8	22.0	215.7	19.8	194.2
36	4-1/2	141.0	258.6	28.0	274.6	25.2	247.1
40	5	174.0	319.2	34.0	333.4	30.6	300.1
44	5-1/2	214.9	394.2	41.0	402.1	36.9	361.9
45	5-5/8	224.4	411.0	43.0	421.7	38.7	379.5
48	6	251.9	461.4	48.0	470.7	43.2	423.6
50	6-1/4	273.9	502.2	52.0	509.9	46.8	459.0
52	6-1/2	294.8	540.0	56.0	549.2	50.4	494.3
55	6-7/8	331.1	606.6	62.0	608.0	55.8	547.2
56	7	343.2	628.8	64.0	627.6	57.6	564.9
60	7-1/2	393.8	721.8	74.0	725.7	66.6	653.1
64	8	447.9	820.8	83.0	814.0	74.7	732.6
65	8-1/16	462.0	846.6	86.0	843.4	77.4	759.0
68	8-1/2	506.0	927.6	95.0	931.6	85.5	838.5
70	8-11/16	535.7	981.6	101.0	990.5	90.9	891.4
72	9	567.6	1,040.4	105.0	1029.7	94.5	926.7
75	9-1/4	614.9	1,126.8	114.0	1118.0	102.6	1006.2
80	10	701.8	1,286.4	129.0	1265.1	116.1	1138.6
85	10-1/2	793.1	1,453.2	146.0	1431.8	131.4	1288.6
88	11	849.2	1,556.4	156.0	1529.8	140.4	1376.9
90	11-1/8	887.7	1,626.6	164.0	1608.3	147.6	1447.5
95	11-3/4	988.9	1,812.6	180.0	1765.2	162.0	1588.7
96	12	1,009.8	1,850.4	184.0	1804.4	165.6	1624.0
100	12-3/8	1,095.6	2,007.6	199.0	1951.5	179.1	1756.4
104	13	1,179.2	2,161.2	216.0	2118.2	194.4	1906.4
112	14	1,370.6	2,511.6	250.0	2451.7	225.0	2206.5
120	15	1,579.6	2,895.0	287.0	2814.5	258.3	2533.1

- The minimum break load should never be considered as a safe working load.
- Manufactured and tested in accordance with ISO standards.

■ Working load - Elongation(8str rope)

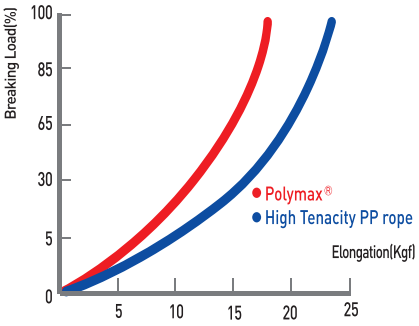

Ultra PP® Rope

(Lower weight! Higher Strength!)

UltraPP® offers High strength with lower weight for easy handling.

Features

Super high strength and abrasion resistance with lower weight makes the rope 'all-in-one' to various applications.

- Material: High tenacity polyolefin fiber
- Construction: 8strand(4x2) / 12strand(12x1)
- Specific Gravity: 0.94(Float)
- Water Absorption: None
- UV- Resistance: Good
- Abrasion Resistance: Good

Application

- Mooring Lines
- Towing Lines
- Anchor Lines
- Fishing Line

Ultra PP® 8/12Strand Rope

DIA	CIR	WEIGHT		MBL(UNSPLICED)		LDBF(SPLICED)	
MM	INCH	KGS/220M	LBS/600FT	TON	kN	TON	kN
40	5	133.8	245.3	26.4	258.9	23.8	233.0
42	5-1/4	147.6	270.7	28.9	283.4	26.0	255.1
44	5-1/2	162.1	297.3	31.6	309.9	28.4	278.9
45	5-5/8	169.7	311.3	32.8	321.7	29.5	289.5
48	6	193.2	354.2	37.0	362.8	33.3	326.6
50	6-1/4	209.6	384.3	39.9	391.3	35.9	352.2
52	6-1/2	226.6	415.5	42.8	419.7	38.5	377.8
55	6-7/8	255.2	468.4	48.3	473.7	43.5	426.3
56	7	266.8	489.2	50.5	495.2	45.5	445.7
60	7-1/2	306.4	561.8	58.0	568.8	52.2	511.9
64	8	349.3	640.5	66.0	647.2	59.4	582.5
65	8-1/8	367.1	673.1	69.4	680.6	62.5	612.5
68	8-1/2	409.2	750.4	77.5	760.0	69.8	684.0
70	8-3/4	424.2	777.8	80.3	787.5	72.3	708.7
72	9	438.7	804.5	83.0	814.0	74.7	732.6
75	9-3/8	475.1	871.2	89.9	881.6	80.9	793.5
80	10	539.6	989.5	102.0	1000.3	91.8	900.3
85	10-5/8	610.3	1119.2	115.4	1131.7	103.9	1018.5
88	11	655.3	1201.7	124.0	1216.0	111.6	1094.4
90	11-1/4	681.3	1249.5	129.0	1265.1	116.1	1138.6
95	11-7/8	759.2	1392.3	143.7	1409.2	129.3	1268.3
96	12	770.8	1413.5	145.9	1430.8	131.3	1287.7
100	12-1/2	836.3	1533.7	157.3	1542.6	141.6	1388.3
104	13	904.5	1658.8	171.2	1678.9	154.1	1511.0
105	13-1/8	922.0	1690.8	174.5	1711.3	157.1	1540.1
110	13-3/4	1012.0	1855.9	191.5	1878.0	172.4	1690.2
112	14	1049.2	1924.0	198.5	1946.6	178.7	1752.0
115	14-3/8	1106.2	2028.5	209.3	2052.5	188.4	1847.3
120	15	1204.4	2208.7	227.9	2234.9	205.1	2011.5

- The Minimum break load should never be considered as a safe working load
- Manufactured and tested in accordance with ISO standards.

Mega PP® Rope

Mega PP® is a high tenacity co-polymer fiber with much higher tenacity and abrasion resistance than ordinary polypropylene and a competitive alternative to Nylon.

Features

- Material : High performance polyolefin
- Elongation : 18% at break
- Higher tensile strength
- Good abrasion resistance
- Good resistance to UV, Chemical
- Specific gravity : 0.94
- Melting point : 165℃

Application

- Ideal for a variety of marine applications
- Ideal in fishing applications as a general, multi-purpose hard working rope
- Mooring
- Towing
- Securing
- Lifting
- Messenger lines

■ Working load - Elongation

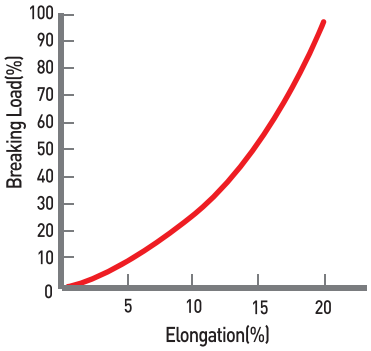

Mega PP® 8 Strand Rope

DIA	CIR	WEIGHT		MBL(UNSPLICED)		LDBF(SPLICED)	
MM	INCH	KGS/220M	LBS/600FT	TON	kN	TON	kN
40	5	173.8	319.0	30.0	294.2	27.0	264.8
44	5-1/2	214.5	392.0	36.0	353.0	32.4	317.7
48	6	251.9	462.0	43.0	421.7	38.7	379.5
50	6-1/4	272.8	500.0	46.6	457.0	41.9	411.3
52	6-1/2	294.8	541.0	48.5	475.6	43.7	428.1
56	7	343.2	629.0	55.5	544.3	50.0	489.8
60	7-1/2	394.9	724.0	65.0	637.4	58.5	573.7
64	8	447.7	821.0	72.0	706.1	64.8	635.5
65	8-1/8	462.0	847.0	74.2	727.7	66.8	654.9
68	8-1/2	506.0	927.0	81.2	796.3	73.1	716.7
70	8-3/4	535.7	982.0	86.0	843.4	77.4	759.0
72	9	566.5	1039.0	91.0	892.4	81.9	803.2
75	9-3/8	614.9	1127.0	98.7	967.9	88.8	871.1
80	10	701.8	1286.0	111.0	1088.5	99.9	979.7
85	10-5/8	792.0	1451.0	125.3	1228.8	112.8	1105.9
88	11	849.2	1556.0	135.0	1323.9	121.5	1191.5
90	11-1/4	887.7	1627.0	141.2	1384.7	127.1	1246.2
96	12	1007.6	1847.0	158.0	1549.5	142.2	1394.5
100	12-1/2	1093.4	2004.0	171.4	1680.9	154.3	1512.8
104	13	1178.1	2158.0	185.0	1814.2	166.5	1632.8
110	13-3/4	1317.8	2415.0	206.8	2028.0	186.1	1825.2
112	14	1369.5	2510.0	214.0	2098.6	192.6	1888.8
120	15	1573.0	2883.0	245.6	2408.5	221.0	2167.7

- The minimum break load should never be considered as a safe working load.
- Manufactured and tested in accordance with ISO standards.

Mega PP® 12 Strand Rope

DIA	CIR	WEIGHT		MBL(UNSPLICED)		LDBF(SPLICED)	
MM	INCH	KGS/220M	LBS/600FT	TON	kN	TON	kN
40	5	173.8	319.0	30.9	303.0	27.8	272.7
44	5-1/2	214.5	392.0	37.1	363.6	33.4	327.3
48	6	251.9	462.0	44.3	434.3	39.9	390.9
50	6-1/4	272.8	500.0	48.0	470.7	43.2	423.6
52	6-1/2	294.8	541.0	50.0	489.9	45.0	440.9
56	7	343.2	629.0	57.2	560.6	51.4	504.5
60	7-1/2	394.9	724.0	67.0	656.6	60.3	590.9
64	8	447.7	821.0	74.2	727.3	66.7	654.5
65	8-1/8	462	847.0	76.4	749.5	68.8	674.5
68	8-1/2	506	927.0	83.6	820.2	75.3	738.2
70	8-3/4	535.7	982.0	88.6	868.7	79.7	781.8
72	9	566.5	1039.0	93.7	919.2	84.4	827.3
75	9-3/8	614.9	1127.0	101.7	997.0	91.5	897.3
80	10	701.8	1286.0	114.3	1121.2	102.9	1009.1
85	10-5/8	792	1451.0	129.1	1265.6	116.2	1139.1
88	11	849.2	1556.0	139.1	1363.6	125.1	1227.3
90	11-1/4	887.7	1627.0	145.4	1426.2	130.9	1283.6
96	12	1007.6	1847.0	162.7	1595.9	146.5	1436.3
100	12-1/2	1093.4	2004.0	176.5	1731.3	158.9	1558.2
104	13	1178.1	2158.0	190.6	1868.7	171.5	1681.8
110	13-3/4	1317.8	2415.0	213.0	2088.9	191.7	1880.0
112	14	1369.5	2510.0	220.4	2161.6	198.4	1945.4
120	15	1573.0	2883.0	253.0	2480.8	227.7	2232.7

- The minimum break load should never be considered as a safe working load.
- Manufactured and tested in accordance with ISO standards.

Mege PP® 3 Strand Rope

DIA	CIR	WEIGHT		MBL(UNSPLICED)		LDBF(SPLICED)	
MM	INCH	KGS/220M	LBS/600FT	TON	kN	TON	kN
10	1-1/4	9.9	18.2	1.6	15.7	1.4	14.1
14	1-3/4	20.0	36.7	3.1	30.4	2.8	27.4
18	2-1/4	32.5	59.6	4.9	48.1	4.4	43.2
22	2-3/4	48.4	88.7	7.0	68.6	6.3	61.8
24	3	57.0	105.0	8.2	80.4	7.4	72.4
26	3-1/4	67.0	123.0	9.5	93.2	8.6	83.8
30	3-3/4	89.0	163.0	12.3	120.6	11.1	108.6
36	4-1/2	129.0	236.0	17.0	166.7	15.3	150.0
40	5	158.0	290.0	20.6	202.0	18.5	181.8
44	5-1/2	194.0	356.0	25.0	245.2	22.5	220.7
48	6	229.0	420.0	29.0	284.4	26.1	256.0
52	6-1/2	268.0	491.0	33.5	328.5	30.2	295.7
56	7	312.0	572.0	38.0	372.7	34.2	335.4
60	7-1/2	359.0	658.0	43.5	426.6	39.2	383.9
64	8	407.0	746.0	49.0	480.5	44.1	432.5
72	9	515.0	944.0	62.0	608.0	55.8	547.2

- The minimum break load should never be considered as a safe working load.
- Manufactured and tested in accordance with ISO standards.

Mooring Tail

11m finished length (from eye to eye), with 1.8m eye splice at both ends, eye splice with minimum 5 tucks and protected with canvas or PVC

Eye to Eye Type (NYLON)

ITEM	SIZE		WEIGHT		MBL(UNSPLICED)		LDBF(SPLICED)	
	DIA(MM)	CIR(inch)	KG	LB	TON	kN	TON(DRY)	TON(WET)
NYLON 8-STRAND	64	8	46.0	101.4	96.4	945.0	86.7	73.7
	72	9	59.0	130.1	120.3	1180.0	108.3	92.0
	80	10	72.0	158.7	146.8	1440.0	132.2	112.3
	88	11	87.0	191.8	175.9	1725.0	158.3	134.6
	96	12	104.0	229.3	207.3	2033.0	186.6	158.6
NYLON 12-STRAND	64	8	47.0	103.6	99.3	945.0	89.3	75.9
	72	9	61.0	134.5	123.9	1180.0	111.5	94.8
	80	10	74.0	163.1	151.2	1440.0	136.1	115.7
	88	11	90.0	198.4	181.2	1725.0	163.1	138.6
	96	12	107.0	235.9	213.5	2033.0	192.2	163.3

Eye to Eye Type (ULTRA FLEX)

ITEM	SIZE		WEIGHT		MBL(UNSPLICED)		LDBF(SPLICED)	
	DIA(MM)	CIR(inch)	KG	LB	TON	kN	TON	kN
ULTRA FLEX 8-STRAND	64	8	37.0	81.6	87.0	853.2	78.3	767.9
	72	9	46.0	101.4	109.0	1068.9	98.1	962.0
	80	10	57.0	125.7	132.0	1294.5	118.8	1165.0
	88	11	68.0	149.9	157.7	1546.5	141.9	1391.9
	96	12	81.0	178.6	191.0	1873.1	171.9	1685.8
ULTRA FLEX 12-STRAND	64	8	37.0	81.6	91.6	898.3	82.4	808.5
	72	9	46.0	101.4	114.8	1125.8	103.3	1013.2
	80	10	57.0	125.7	138.9	1362.2	125.0	1225.9
	88	11	68.0	149.9	165.7	1625.0	149.1	1462.5
	96	12	81.0	178.6	201.5	1976.1	181.4	1778.4

- The minimum break load should never be considered as a safe working load.
- Manufactured and tested in accordance with ISO standards.

- Eye to Eye Type

- Endless Type



Mega Nylon Rope

Features

- Well balanced construction
- Higher strength than international standards
- Excellent wear life and service life
- Fast, easy splicing

Application

- Mooring lines
- Shock and tow lines
- Mooring pendants
- Anchor lines

Mega Nylon 8 Strand Rope

DIA	CIR	WEIGHT		MBL(UNSPLICED)		LDBF(SPLICED)	
MM	INCH	KGS/220M	LBS/600FT	TON	kN	TON(DRY)	TON(WET)
40	5	220.2	403.6	39.7	389.0	35.7	30.3
44	5-1/2	266.6	488.7	47.4	465.0	42.7	36.3
48	6	317.2	581.4	56.0	549.0	50.4	42.8
52	6-1/2	372.5	682.6	65.1	638.0	58.6	49.8
56	7	432.1	791.8	74.8	734.0	67.4	57.3
60	7-1/2	496.1	909.2	85.2	836.0	76.7	65.2
64	8	564.5	1034.6	96.4	945.0	86.7	73.7
72	9	714.8	1309.9	120.3	1180.0	108.3	92.0
80	10	882.6	1617.6	146.8	1440.0	132.2	112.3
88	11	1068.1	1957.4	175.9	1725.0	158.3	134.6
96	12	1271.4	2330.0	207.3	2033.0	186.6	158.6
104	13	1492.5	2735.2	241.2	2365.0	217.0	184.5
112	14	1731.4	3173.0	277.4	2720.0	249.6	212.2
120	15	1987.7	3642.7	316.0	3099.0	284.4	241.7

- The minimum break load should never be considered as a safe working load.
- Manufactured and tested in accordance with ISO standards.

Mega Nylon 12 Strand Rope

DIA	CIR	WEIGHT		MBL(UNSPLICED)		LDBF(SPLICED)	
MM	INCH	KGS/220M	LBS/600FT	TON	kN	TON(DRY)	TON(WET)
40	5	226.8	415.7	40.9	400.7	36.8	31.3
44	5-1/2	274.6	503.3	48.8	479.0	44.0	37.4
48	6	326.8	598.8	57.7	565.5	51.9	44.1
52	6-1/2	383.6	703.1	67.0	657.1	60.3	51.3
56	7	445.0	815.6	77.1	756.0	69.4	59.0
60	7-1/2	511.0	936.4	87.8	861.1	79.0	67.2
64	8	581.5	1065.6	99.3	973.4	89.3	75.9
72	9	736.2	1349.2	123.9	1215.4	111.5	94.8
80	10	909.1	1666.1	151.2	1483.2	136.1	115.7
88	11	1100.1	2016.2	181.2	1776.8	163.1	138.6
96	12	1309.5	2399.9	213.5	2094.0	192.2	163.3
104	13	1537.3	2817.2	248.4	2436.0	223.6	190.0
112	14	1783.3	3268.2	285.7	2801.6	257.1	218.5
120	15	2047.3	3752.0	325.5	3192.0	292.9	249.0

- The minimum break load should never be considered as a safe working load.
- Manufactured and tested in accordance with ISO standards.

Polyester Double Braided Rope

Braided rope core is covered with braided jacket again and the Polyester Double Braided Rope offers extreme flexibility and abrasion resistance.

Features

- Film, Torque-free construction
- Low stretch and high strengh
- Excellent Dielectric properties
- Superior wear resistance
  - Wet or Dry
- Maintains full flexibility over service life
- Fiber Content : Polyester fiber
- Specific gravity : 1.38
- Melting point : 265℃

Application

- Mooring lines and pendants
- Deep water mooring

POLYESTER DOUBLE BRAIDED ROPE

DIA	CIR	WEIGHT		MBL(UNSPLICED)		LDBF(SPLICED)	
MM	INCH	KGS/220M	LBS/600FT	TON	kN	TON	kN
40	5	280.5	515.0	34.4	337.4	31.0	303.6
44	5-1/2	341.0	625.0	41.0	402.1	36.9	361.9
48	6	405.9	744.0	46.2	453.1	41.6	407.8
52	6-1/2	488.4	895.0	55.6	545.3	50.0	490.7
56	7	566.5	1038.0	64.2	629.6	57.8	566.6
60	7-1/2	646.8	1186.0	73.0	715.9	65.7	644.3
64	8	735.9	1351.0	82.2	806.1	74.0	725.5
68	8-1/2	875.6	1605.0	97.3	954.2	87.6	858.8
72	9	982.3	1800.0	107.2	1051.3	96.5	946.2
76	9-1/2	1094.5	2006.0	119.4	1170.9	107.5	1053.8
80	10	1227.6	2250.0	129.0	1265.1	116.1	1138.6
84	10-1/2	1353.0	2480.0	142.2	1394.5	128.0	1255.1
88	11	1472.9	2700.0	154.1	1511.2	138.7	1360.1
96	12	1718.2	3150.0	178.1	1746.6	160.3	1571.9

- The minimum break load should never be considered as a safe working load.
- Manufactured and tested in accordance with ISO standards.



Nylon Double Braided Rope

Braided rope core is covered with braided jacket again and the Nylon Double Braided Rope offers extreme flexibility and strength.

Features

- Maximum wet strength
- Excellent stretch range for shock mitigation
- Torque-free, Will not kink or hockle
- Easily spliced
- Maintains full flexibility over service life
- Fiber Content : Nylon fiber
- Specific gravity : 1.14
- Melting points : 220℃
- Elongation at break : 18~22%
- Water absorption : 2~5%

Application

- Mooring and anchoring lines
- Mooring pendants
- Tow lines

Nylon Double Braided Rope

DIA	CIR	WEIGHT		MBL(UNSPLICED)		LDBF(SPLICED)	
MM	INCH	KGS/220M	LBS/600FT	Ton	kN	TON(DRY)	TON(WET)
40	5	231.0	423.0	39.0	382.5	35.1	29.8
44	5-1/2	281.6	516.0	47.0	460.9	42.3	36.0
48	6	336.6	617.0	57.0	559.0	51.3	43.6
52	6-1/2	393.8	722.0	66.0	647.2	59.4	50.5
56	7	448.8	822.0	76.0	745.3	68.4	58.1
60	7-1/2	510.4	935.0	87.0	853.2	78.3	66.6
64	8	573.1	1050.0	98.0	961.1	88.2	75.0
68	8-1/2	647.9	1187.0	110.0	1078.7	99.0	84.2
72	9	726.0	1330.0	122.0	1196.4	109.8	93.3
76	9-1/2	818.4	1500.0	136.0	1333.7	122.4	104.0
80	10	906.4	1661.0	150.0	1471.0	135.0	114.8
84	10-1/2	999.9	1832.0	165.0	1618.1	148.5	126.2
88	11	1090.1	1998.0	180.0	1765.2	162.0	137.7
96	12	1298.0	2379.0	214.1	2099.6	192.7	163.8

- The minimum break load should never be considered as a safe working load.
- Manufactured and tested in accordance with ISO standards.

Ultra Winchline®

Ultra Winchline® is a light, floating winchline especially designed for extra abrasion resistance by adopting high-tenacity polyester as material of braided jacket. Yet, the rope floats and offers the same flexibility and easy handling as Mega Winchline.

Features

- Structure & Material : Load-bearing 12 Strand Mega pp® core with Polyester braided cover
- Excellent resistance to abrasion
- No difference in tensile strength wet or dry
- Specific gravity : 1.02
- Melting point : 265℃ / 165℃
- Elongation at break : 17%
- Kink / Torque free

Application

- Mooring lines
- Winch lines
- Anchor lines
- Single drum / self-tensioning winch

Ultra Winchline®

DIA	CIR	WEIGHT		MBL(UNSPLICED)		LDBF(SPLICED)	
MM	INCH	KGS/220M	LBS/600FT	TON	kN	TON	kN
40	5	202.5	371.0	33.3	326.6	30.0	293.9
44	5-1/2	245.0	449.0	40.3	395.2	36.3	355.7
48	6	291.5	534.0	48.0	470.7	43.2	423.6
52	6-1/2	330.0	605.0	56.0	549.2	50.4	494.3
54	6-3/4	363.0	665.0	61.0	598.2	54.9	538.4
56	7	401.5	736.0	65.0	637.4	58.5	573.7
60	7-1/2	440.0	806.0	75.0	735.5	67.5	662.0
64	8	490.6	899.0	86.0	843.4	77.4	759.0
68	8-1/2	550.0	1008.0	95.0	931.6	85.5	838.5
72	9	617.1	1131.0	106.0	1039.5	95.4	935.6
76	9-1/2	687.5	1260.0	115.0	1127.8	103.5	1015.0
80	10	792.0	1451.0	130.0	1274.9	117.0	1147.4
84	10-1/2	876.7	1607.0	144.0	1412.2	129.6	1270.9
90	11-1/4	1006.4	1845.0	165.3	1621.0	148.8	1458.9
96	12	1145.0	2099.0	188.1	1844.6	169.3	1660.2

- The minimum break load should never be considered as a safe working load.
- Manufactured and tested in accordance with ISO standards.

Mega Winchline®

Mega Winchline® is a light, floating winchline especially designed for self-tensioning winches on single drum. Easy handling with enhanced safety offers smooth operation on board.

Features

- Structure & Material : Load-bearing 12 Strand Mega PP® core with HMPE film braided cover
- Excellent resistance to UV and chemicals
- No difference in tensile strength wet or dry
- Water absorption : 0%
- Specific gravity : 0.94
- Melting point : 147'C / 165'C
- Elongation at break : 15%
- Kink / Torque free

Application

- Mooring lines
- Winch lines
- Anchor lines
- Single drum / self-tensioning winch



Mega Winchline®

DIA	CIR	WEIGHT		MBL(UNSPLICED)		LDBF(SPLICED)	
MM	INCH	KGS/220M	LBS/600FT	TON	kN	TON	kN
40	5	191.0	350.0	33.3	326.6	30.0	293.9
44	5-1/2	231.1	424.0	40.3	395.2	36.3	355.7
48	6	275.0	504.0	48.0	470.7	43.2	423.6
52	6-1/2	291.5	534.0	56.0	549.2	50.4	494.3
54	6-3/4	330.0	605.0	61.0	598.2	54.9	538.4
56	7	352.0	645.0	65.0	637.4	58.5	573.7
60	7-1/2	404.8	742.0	75.0	735.5	67.5	662.0
64	8	446.6	818.0	86.0	843.4	77.4	759.0
68	8-1/2	486.2	891.0	95.0	931.6	85.5	838.5
72	9	539.0	988.0	106.0	1039.5	95.4	935.6
76	9-1/2	605.0	1109.0	115.0	1127.8	103.5	1015.0
80	10	726.0	1330.0	130.0	1274.9	117.0	1147.4
84	10-1/2	827.2	1516.0	144.0	1412.2	129.6	1270.9
90	11-1/4	950.0	1741.0	165.3	1621.0	148.8	1458.9
96	12	1081.0	1981.0	188.1	1844.6	169.3	1660.2

- The minimum break load should never be considered as a safe working load.
- Manufactured and tested in accordance with ISO standards.

Marine wire Rope

Trion's high performance wire ropes offer superior strength for applications such as mobile and overhead cranes and exceptional resistance to wear for highly repetitive applications. Specially constructed non-rotating ropes are suitable where spinning of the load while lifting is not recommended or allowed.

Round Strand				
6×19 FC	6×S(24) FC	6×Fi(25) FC	6×WS(26) FC	6×Fi(29) FC
6×WS(31) FC	6×WS(36) FC	6×SeS(37) FC	6×WS(41) FC	8×S(19)
8×W(19)	4×F(24)	4×WS(36)	19×7	35×7
Compacted/Swaged				
6×S(19) FC	6×Fi(25) FC	6×WS(26) FC	6×Fi(29) FC	6×WS(36) FC

- **All Fiber Core ropes are available with Steel Core construction.**
- Also available with drilling, mining, towing and general engineering purposes.
- All ropes could be applied with type of lubricant specified by customer.
- All ropes could be in accordance with international standard specification nominated by custommer.
- All ropes available with International Classification Society's certificate. (Lloyd's, BV, DnV, ABC, GL, NK, GI)



Fishing Wire Rope

Trion's fishing wire rope is reputed with excellent wear / abrasion resistance with specially produced outer wires and with perfect lubrication specially blended for increased protection. Compacted wire rope offers perfect functioning in heavy duty trawl warps with superior beaking load and excellent positioning on the winch.

Round Strand			Compacted/Swaged	
6×7 FC (6/1)	6×S(19) FC (9/9/1)	6×S(19) IWRC (9/9/1)	6×S(19) FC (9/9/1)	6×S(19) IWRC (9/9/1)
6×24+7FC (15+9)	6×WS(26) FC (10/5+5/5/1)	6×WS(26) IWRC (10/5+5/5/1)	6×WS(26) FC (10/5+5/5/1)	6×WS(26) IWRC (10/5+5/5/1)

Synthetic Ropes Handling Guide

ROPE INSTALLATION

1. Before mooring rope installation, the surface of mooring drum, winch drum and flanges, chocks and bollards should be prepared to be smooth with no friction.

2. Mooring rope should be installed on the winch with proper back tension. The device used to create tension should have a smooth and consistent surface, and the installation speed or tension applied should not generate excessive heat build-up on the rope.

3. As the line is wound onto the winch, it should be closely packed to minimize areas where the rope may bury into the layers of the winch. Install each layer in the gaps of the previous layers or cross over each other to support each subsequent layer. Never stack the layers on top of each other.

ROPE HANDLING

1. Prolonged UV exposure can affect physical and mechanical properties.

2. Ropes must not come in contact with alkalis, oil, minerals, other chemicals. In such cases, ropes must be locally washed with fresh water and soap.

3. Ropes must not be used in rusty surfaces, unmaintained sharp edges or chocks. In such cases, please use chafing protection products to avoid snagging & other damages.

4. Ropes must not be dragged over rough surface.

ROPE INSPECTION, MAINTENANCE, STORAGE

In order to ensure that ropes remain in satisfactory condition and free of damage, the following points should be borne in mind by crew members.

1. After using mooring ropes, please inspect the full length for signs of abrasion, cuts, damages or for possible chemical contamination. Always wash with fresh water and let dry in order to remove any dirt or sea salt which will damage the fibers during drying.

2. Store the ropes in a clean environment under mild meteorological conditions and away from direct sunlight. Avoid storage in high temperatures.

3. Ropes need to be kept clear of the deck to ensure ropes do not come into contact with any damages. Store the ropes away from heat generating sources, acid(especially sulfuric acid) and alkaline. Good ventilation of the storage place is also preferable.

ISO 9001 CERTIFICATED FIRM
ISO 14001 CERTIFICATED FIRM

Global Coverage

DAEHAN and TRION deliver ropes and services to the maritime industrial customers worldwide through offices, partners and stock points in the world. Our global coverage includes Rotterdam/Netherland, Hamburg/Germany, Piraeus /Greece, Barcelona/Spain, Oslo/Norway, Aberdeen/U.K, Dubai/U.A.E, Shanghai/China, Singapore, Hong Kong and Houston/U.S.A.

DAEHAN ROPE CO., LTD.
주식회사 대한로프
Synthetic Rope Manufacturer Since 1989

TRION CO., LTD.
주식회사 트리온
Marine & Lifting Rope Service Since 1999

36-31, Masa-Ro, Saengnim-Myen, Gimhae-Si, Gyeong-Nam, Korea
50800 경상남도 김해시 생림면 마사로 36-31

Daehanrope
Tel. +82-55-338-7567 | Fax. +82-55-338-7568
E-mail. info@daehanrope.com | www.daehanrope.com

Trion
Tel. +82-55-338-2741 | Fax. +82-55-338-2744
E-mail. trion@trion.kr | www.trion.kr

Design & Printing / Hanguel Graphics T.82-51-632-7842 F.82-51-639-0305